

# Maths Year 1

23.06.20

# Hit the Button



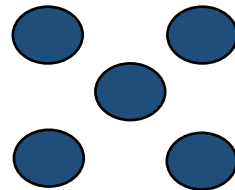
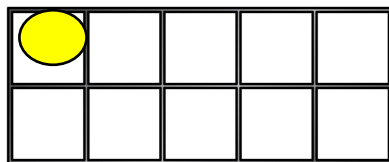
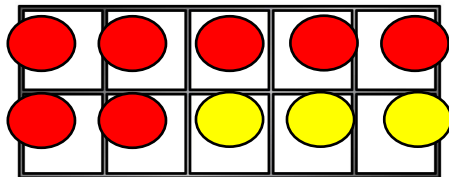
[Click here for link](#)

# Fluency

One more, one less

One less than		One more than
<b>25</b>	<b>26</b>	<b>27</b>
	<b>31</b>	
	<b>49</b>	
	<b>42</b>	
	<b>38</b>	
	<b>50</b>	

1) Work out  $7 + 4$




2) What is  $6 + 4$ ?

3) Write the number **seventeen** in numerals.

1.	
2.	
3.	
4.	

4) Name the shape.



# Year 1 Summer 2

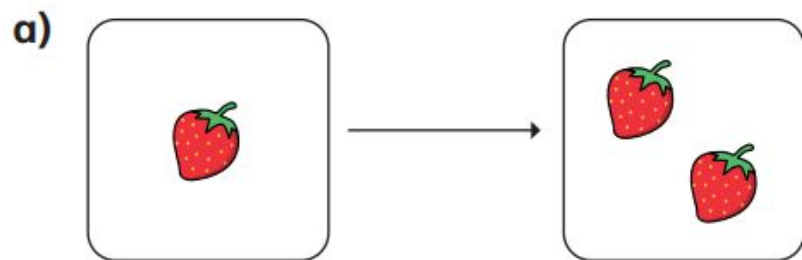
## Week 4 (Summer term week 8)

### Lesson 2 - Doubles

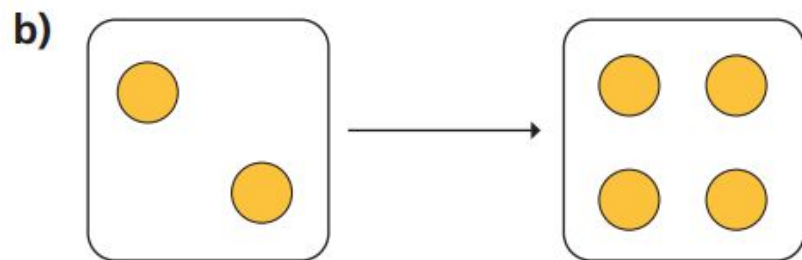
[Click here for video link](#)

**I** Complete the sentences.

Use the pictures to help you.



Double 1 is

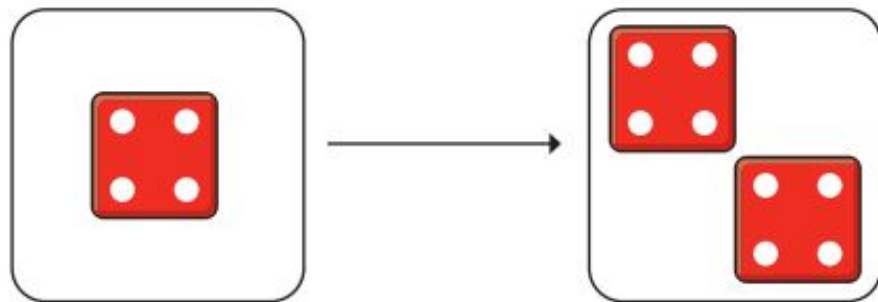


Double 2 is

1a.

1b.

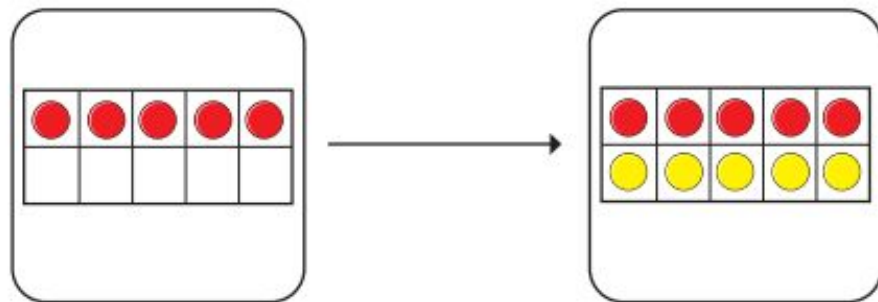
c)



Double

is

d)



Double

is

1c.

1d.

2 Match the doubles to the additions.

Double 3

$6 + 6$

Double 6

$7 + 7$

Double 10

$3 + 3$

Double 7

$10 + 10$

Double	Addition	Answer
Double 3		
Double 6		
Double 10		
Double 7		



# Fill in the gaps.

a.	Double 4 is	
b.	Double 6 is	
c.	Double 10 is	
d.	Double 12 is	
e.	Double 15 is	
f.	Double 20 is	