

Year 1 Weekly

HOME  
LEARNING

22.06.20

Insert your work on the slides These can be photographs or can be typed in

RE	Handwriting	Challenge	History	Active Child	Art/Craft
Lead a <b>liturgy</b> in your home using the slides provided.	Write the prayer for the outbreak Page 12.  Say this prayer daily	See slide 10 and 11	KS1 Investigate Queen Victoria Page 13	Joe Wicks Activity Or <a href="https://www.youtube.com/watch?v=dhCM0C6GnrY">https://www.youtube.com/watch?v=dhCM0C6GnrY</a>	Art- Handprint birds Page 18 - 20
			KS2 Investigate a famous British person from the past. Page 14 - 16	OR Work out <a href="https://www.youtube.com/watch?v=lc1Ag9m7XQo&amp;t=50s">https://www.youtube.com/watch?v=lc1Ag9m7XQo&amp;t=50s</a>	DT- Make your own yoghurt Page 21 - 22

Even though we are not  
together, we join in prayer...





Peace be with you  
And with your spirit

As we light our candles today, we remember that Jesus knows and loves  
each one of us





## A reading from the Gospel according to Matthew **Glory to you O Lord**


Jesus said: "So do not be afraid of people. Whatever is now covered up will be uncovered, and every secret will be made known. What I am telling you in the dark you must repeat in broad daylight, and what you have heard in private you must announce from the housetops. Do not be afraid of those who kill the body but cannot kill the soul; rather be afraid of God, who can destroy both body and soul in hell. For only a penny you can buy two sparrows, yet not one sparrow falls to the ground without your Father's consent. As for you, even the hairs of your head have all been counted. So do not be afraid; you are worth much more than many sparrows!

"For those who declare publicly that they belong to me, I will do the same before my Father in heaven. But if anyone rejects me publicly, I will reject him before my Father in heaven."

## **Praise to you Lord Jesus Christ**

# Gospel Reflection

## What did we learn from today's Gospel?



Jesus' disciples were afraid. They thought they weren't important and that God would not look after them

Jesus asks them to look around the world. "What can you see that reminds you of God?"




Jesus tells the disciples not to be afraid to share the good news that God is looking after them.



# Closing Prayer

God of life, help us to see the beauty of your world and to treat all people around the world with respect and love. May we share your hope and love with others.

Amen.





How are we reminded of God's Love for us?

GOD'S SPIRIT IS IN MY HEART  
( HE SENT ME TO GIVE THE GOOD NEWS )



How are we reminded of God's love for us?

How can we share God's love with others?

# Virtual Classroom

You may have noticed that the name and colour of your google classroom has changed – we have renamed them after people from the Old Testament. The books in the bible from **before** Jesus was born.

Your task is to research the name – complete slide 11

# My New Google Classroom is

Draw a picture of what that character might look like.

Your picture must be hand drawn and a photo inserted. Your teacher will choose the one that best depicts the character and will use the picture on the Google Classroom

What do I know about this character?

Why might my teacher have chosen this character?

# Daily Prayer and Handwriting

For the outbreak:

Lord Jesus Christ,  
you taught us to love our neighbour,  
and to care for those in need  
as if we were caring for you.

In this time of anxiety, give us strength  
to comfort the fearful, to tend the sick,  
and to assure the isolated  
of our love, and your love,  
for your name's sake.  
Amen.

Your Photo

# KS1 History

Follow the online lesson on **Queen Victoria**


<https://www.bbc.co.uk/bitesize/topics/zkrkscw/articles/zfdkhhbk>

Write five facts you have learnt about Queen Victoria.

1	
2	
3	
4	
5	

**Active Child**

# Art and Craft



Create your handprint on paper. If you don't have pink paper, colour white paper pink and then create the legs. You could use pipe cleaners, string or wool. You could create a different bird other than a flamingo, there are some examples on the next page. For step by step instructions visit the website.

<https://www.thebestideasforkids.com/flamingo-handprint/>

# Art and Craft



These birds are made with a footprint not a hand.





# Picture of your flamingo or bird



Your Photo

# DT – Yoghurt making

Design your own yoghurt. Use plain/natural yoghurt and experiment by adding different flavoured fruit or other ingredients to it; muesli or honey. Take a photo and list what ingredients you tried and which ones you liked the most. You could give your yoghurt a name like Mango Mania! You could look at the website for ideas. <https://savekidsfromsugar.co.uk/make-your-own-yogurts/>



# Picture of your yoghurt

List of your ingredients

Your Photo