

Year 4 Weekly Activities

HOME
LEARNING

6.07.20

Let's get ready for a Virtual Sports Day next week!



Start getting ready by:

Creating tennis ball sized newspaper balls (about 15).

Make sure you have a grape or strawberry!

Practice some of the Joe Wicks exercises.

Insert your work on the slides These can be photographs or can be typed in

RE	Handwriting	Science	Active Child	Art/Craft
<p>Lead a liturgy in your home using the celebration assembly slides provided.</p> <p>Then complete slide 4</p>	<p>Write the Prayer for yourself Page 5.</p> <p>Say this prayer daily</p>	<p>KS1 Investigate what animals eat. Page 6-7</p> <p>KS2 Investigate food chains Page 8-10</p>	<p>Joe Wicks Activity https://www.youtube.com/watch?v=dhCM0C6GnrY OR Work out with cosmic yoga https://www.youtube.com/watch?v=HuPtIDjNbYw</p>	<p>Art- Stained glass window. Page 12-14</p> <p>DT- Make your bird feeder Page 15-16</p>

Helping others

Fourteenth Sunday in Ordinary Time
Gospel: Matthew 11:25-30



1. When have you needed help from someone?

2. How did they help you?

3. How can Jesus help you?

4. How does it feel when you have been helped?

5. How does it benefit you when you help others?

Daily Prayer and Handwriting

Aff.

Dear Jesus,
Help me to listen to what you are
asking me to do and to trust like
Mary did, so I can say 'yes' too.
Lift my eyes to you I pray.
Amen

Your Photo

KS2 Science

Investigate food chains on the website

<https://www.bbc.co.uk/bitesize/topics/zbnnb9q/articles/zwbtxsg>

Then decide on a food chain challenge from the list. <https://www.bbc.co.uk/bitesize/topics/zbnnb9q>

www.bbc.co.uk/bitesize/topics/zbnnb9q



Food chain challenge - Savannah >

Explore the African savannah and find out how the animals and plants are connected in different food chains.



Food chain challenge - Tundra >

Explore the Arctic tundra and find out how the animals and plants are connected in different food chains.



Food chain challenge - Woodland >

Explore a British woodland and find out how the animals and plants are connected in different food chains.



KS2 Science

Create a food chain for a rainforest.

Here is a very simple example.

You could type in the names or copy and paste pictures from the internet.
The food chain blank document is on the next page.

Rainforest Food Chains

Place the photographs of the animals on the squares to make a food chain. You may need to do some research to check that your food chain is accurate. Some food chains have three steps but some can have four (or more).

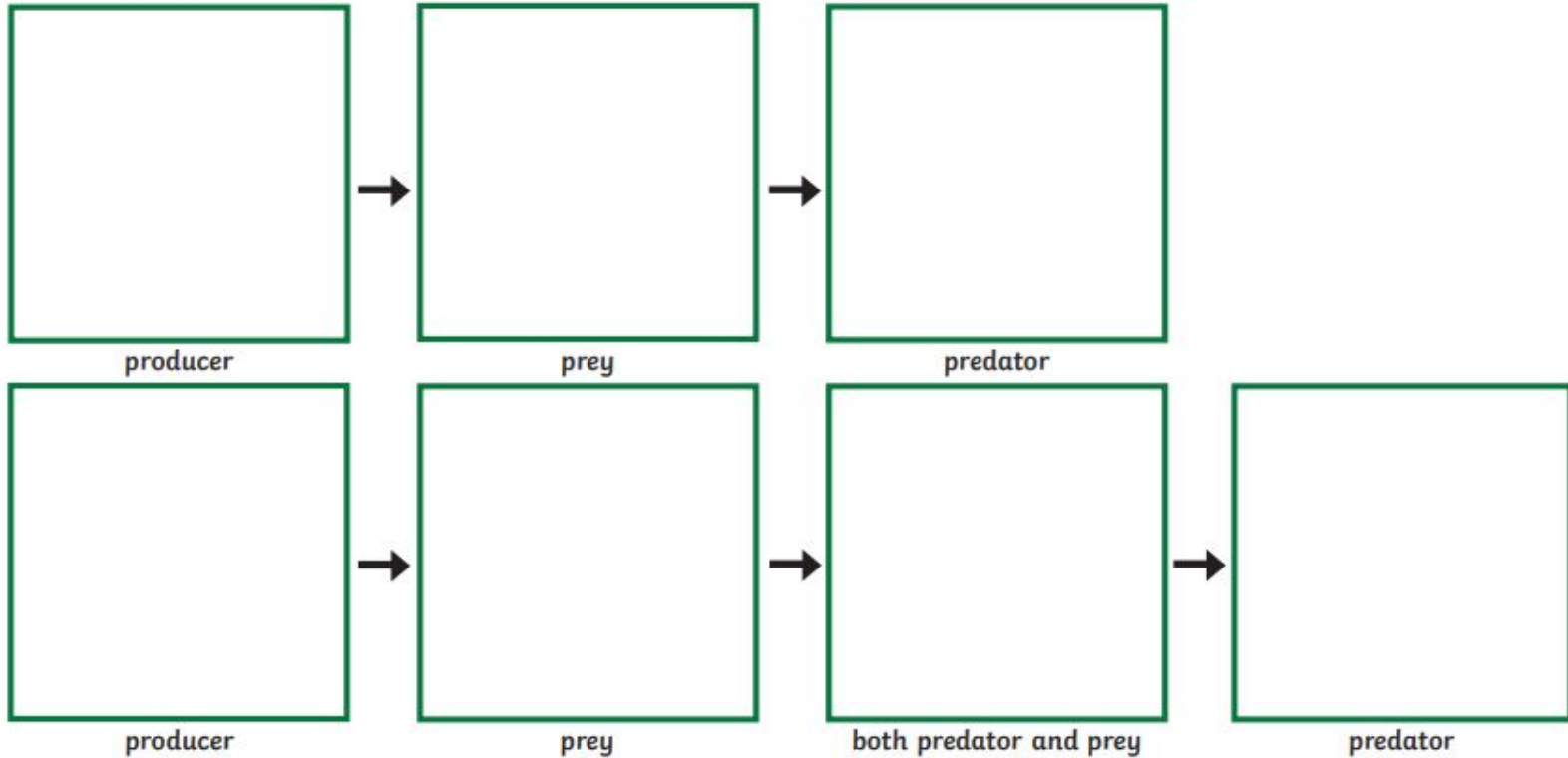
Once you've created your food chain, write it on the recording sheet.

How many can you create?




KS2 Science

Rainforest Food Chains




Active Child


Art and Craft



Create your stain glass art work. A blank template is on the next page to print or shade in using the different tools on the toolbar.



Picture of your stain glass window.



Your Photo


DT – Bird Feeder

Design your own bird feeder. You could look at other websites for ideas. You could use a an ice lolly pop stick instead of a stick.



<https://www.nhm.ac.uk/discover/how-to-make-a-bird-feeder.html>

Picture of your bird feeder



Your Photo